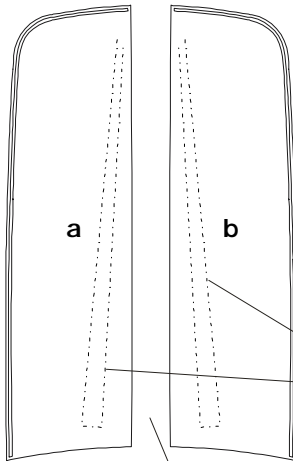
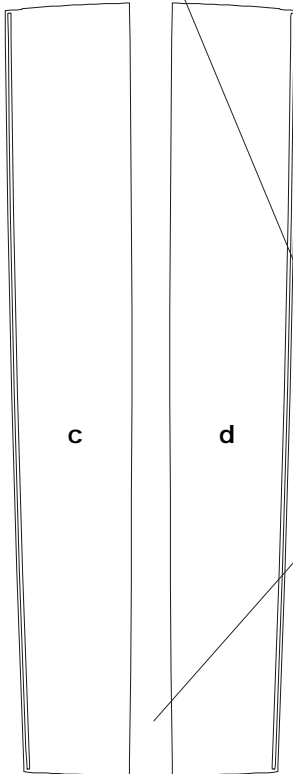


# DODGE AVENGER

## Dodge Avenger Rally Stripe Graphic Kit 1 Parts List ATD-DDGEAVNGRGRPH5

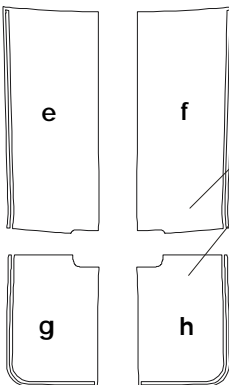


**Installation Tip:** Install Hood Graphics as if the indentations do not exist. Once piece is successfully installed, puncture vinyl in several areas to let air out while you work the vinyl into the indentation. Vinyl will stretch better with the application paper removed.



Set 3.25" (82.55mm) spacing at time of installation

**Note:** Spacing of Rally Stripes as shown shall be performed at time of installation. Kit does not come pre-spaced.



Due to the difficulty in the installation of a one (1) piece Rear Lid piece, two (2) Rear Lid pieces are provided, which leaves a seam adjacent to the Rear Lid Third Brake light. For correct installation, we suggest applying the Rear Lid Rear pieces first, followed by the Rear Lid Top. This will allow the Top to overlap the Rear.

Part Number	Item	Cost
ATD-DDGEAVNGRGRPH5a	Hood Left	\$32.95
ATD-DDGEAVNGRGRPH5b	Hood Right	\$32.95
ATD-DDGEAVNGRGRPH5c	Roof Left	\$55.95
ATD-DDGEAVNGRGRPH5d	Roof Right	\$55.95
ATD-DDGEAVNGRGRPH5e	Rear Lid Top Left	\$17.95
ATD-DDGEAVNGRGRPH5f	Rear Lid Top Right	\$17.95
ATD-DDGEAVNGRGRPH5g	Rear Lid Rear Left	\$11.95
ATD-DDGEAVNGRGRPH5h	Rear Lid Rear Right	\$11.95

